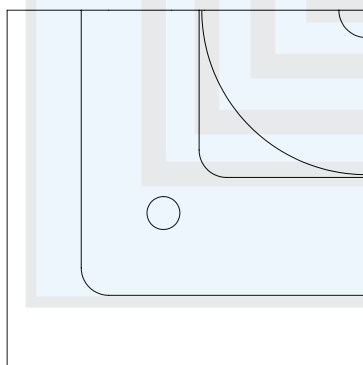
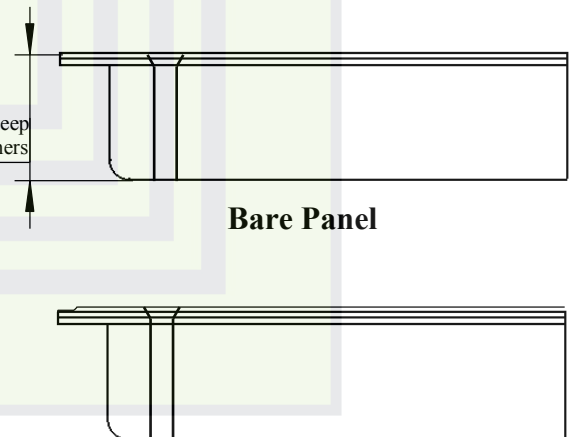


**TOP VIEW**



**CORNER DETAIL**



### SPECIFICATIONS

#### General information

- Panel weight: 5.0 lbs./ft<sup>2</sup> bare.
- All steel welded construction with hollow inside
- Protected from corrosion by an epoxy paint finish.
- Class A flame spread rating.

### UNDERSTRUCTURE OPTIONS

- Freestanding
- Cornerlock
- 2 Bolted Stringer
- 4' Bolted Stringer


### COVERRING OPTIONS

Tile factory laminated with integral trim edge

- 1/8" HPL \_\_\_\_\_ (Color) \_\_\_\_\_
- 1/16" HPL \_\_\_\_\_ (Color) \_\_\_\_\_
- 1/8" Conductive HPL \_\_\_\_\_ (Color) \_\_\_\_\_
- 1/16" Conductive HPL \_\_\_\_\_ (Color) \_\_\_\_\_

For additional options contact US Sales

| System Performance Criteria (CISCA Testing Method) |                 |                         |                             |                     |               |               |              |
|--|-----------------|-------------------------|-----------------------------|---------------------|---------------|---------------|--------------|
| System Type  | Understructure  | SYSTEM WEIGHT           | STATIC LOADS                |                     | ROLLING LOADS |               | IMPACT LOADS |
|  |                 |                         | Concentrated Ultimate Loads | Safety Factor Loads | 10 Passes     | 10,000 Passes |              |
| SC1250-24"   | Cornerlock      | 5.5 lbs/ft <sup>2</sup> | 1250 lbs                    | Min.2               | 1000 lbs      | 800 lbs       | 150 lbs      |
|  | Bolted Stringer | 5.9 lbs/ft <sup>2</sup> | 1250 lbs                    | Min.2               | 1000 lbs      | 800 lbs       | 150 lbs      |



(800)-922-8661

Raisedflooringexperts.com

# RAISED FLOORING EXPERTS